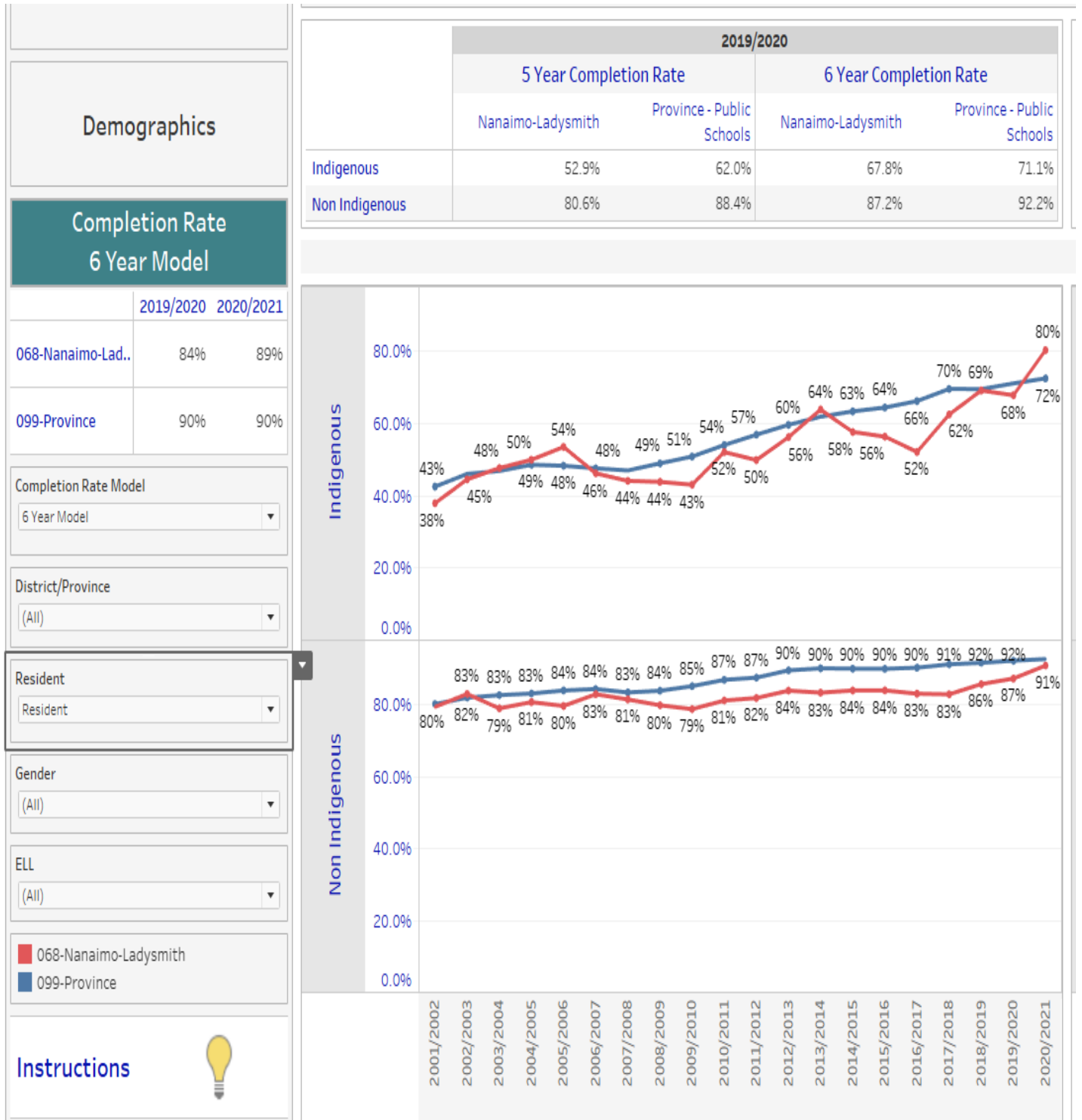


6 Year Completion Rate

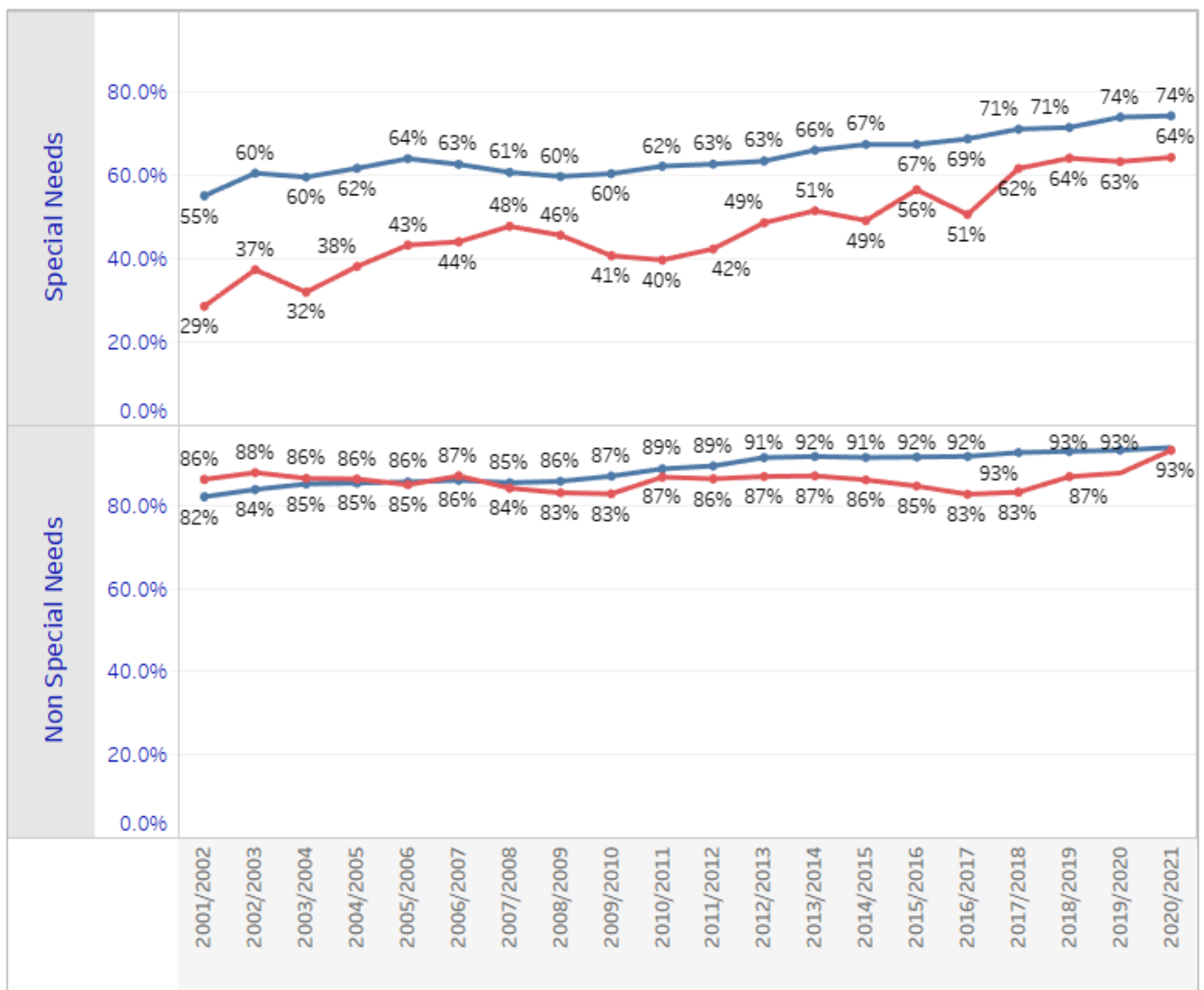
This chart is the 6-year completion rate for all students from 2001 to 2021. The chart shows comparison between NLPS and the Provincial average, including rates for Indigenous and non-Indigenous learners.



Completion Rates for Special Needs

This chart shows the 5 and 6-year completion rates for students with Special Needs and for non-Special needs students

	2019/2020			
	5 Year Completion Rate		6 Year Completion Rate	
	Nanaimo-Ladysmith	Province - Public Schools	Nanaimo-Ladysmith	Province - Public Schools
Special Needs	49.8%	64.2%	63.2%	73.9%
Non Special Needs	80.5%	89.9%	87.7%	93.2%



Students who self-identify as Aboriginal

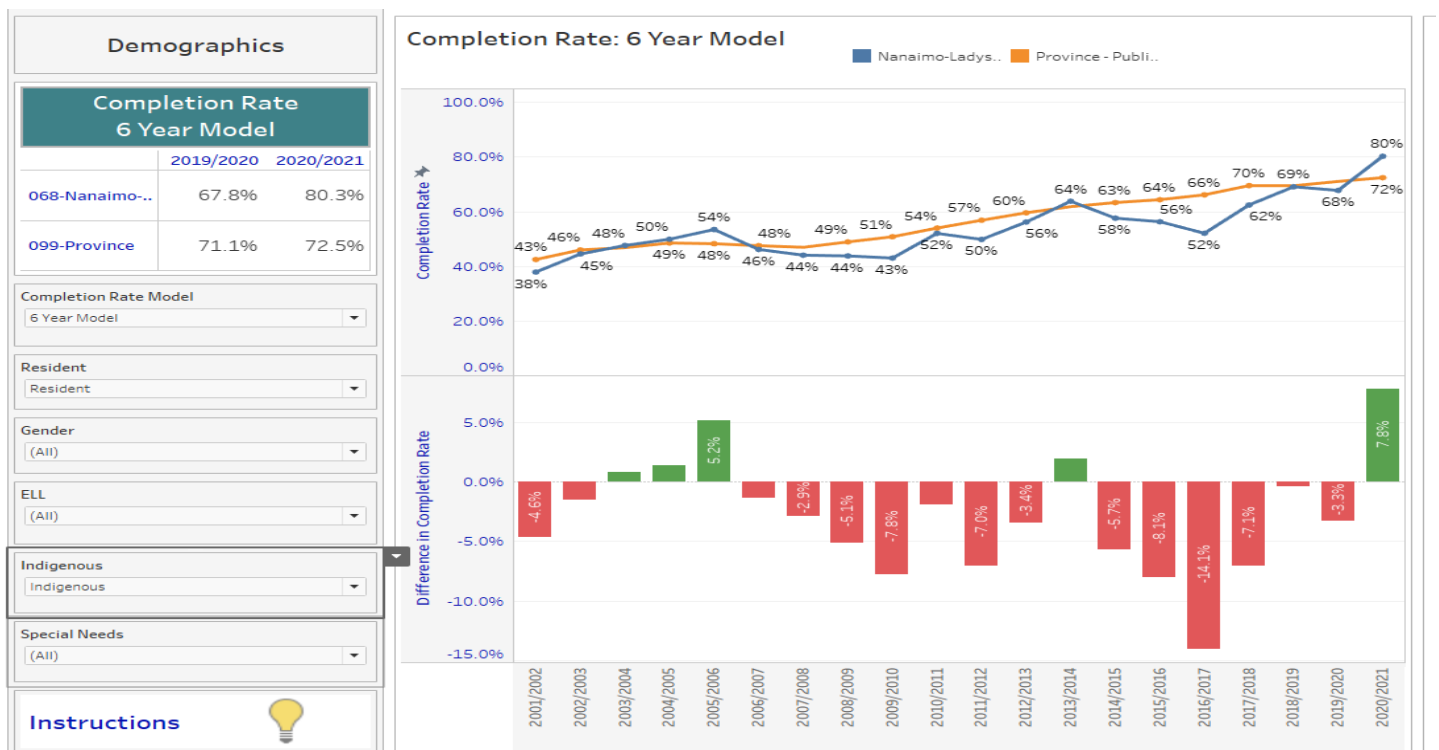
This chart is from the *How are we doing* report, showing the number and percentage of students in NLPS and the province, over time, who self-identify as Aboriginal.

STUDENTS WHO SELF-IDENTIFY AS ABORIGINAL

School Year	All Students #	District		SIA Only in Other Year(s)*		All Students #	Province *		SIA Only in Other Year(s)*	
		SIA in Year* #	%	#	%		SIA in Year* #	%	#	%
2011/12	14,183	2,211	15.6	466	3.3	569,733	58,531	10.3	13,630	2.4
2012/13	13,971	2,165	15.5	430	3.1	564,529	58,717	10.4	13,092	2.3
2013/14	13,875	2,218	16.0	425	3.1	558,983	59,502	10.6	12,369	2.2
2014/15	13,708	2,177	15.9	374	2.7	552,786	59,382	10.7	11,831	2.1
2015/16	13,660	2,224	16.3	368	2.7	553,376	60,706	11.0	11,009	2.0
2016/17	13,897	2,262	16.3	352	2.5	557,625	61,799	11.1	10,043	1.8
2017/18	14,336	2,385	16.6	281	2.0	563,241	63,181	11.2	8,610	1.5
2018/19	14,609	2,459	16.8	261	1.8	568,982	64,326	11.3	7,242	1.3
2019/20	14,786	2,455	16.6	248	1.7	575,999	65,214	11.3	5,909	1.0
2020/21	14,742	2,455	16.7	177	1.2	568,283	64,271	11.3	4,269	0.8

6-year Completion rate for Indigenous students

This chart shows the 6-year completion rate for Indigenous students compared to the provincial average, from 2001 to 2021.



Adult Dogwood Graduation Diploma

This chart shows the number of Adult Dogwood Diplomas earned for the five years 2017-2021. The chart shows the breakdown of Adult Dogwood Diplomas issued to Indigenous and non-Indigenous students.

BC ADULT GRADUATION DIPLOMA (Adult Dogwood)

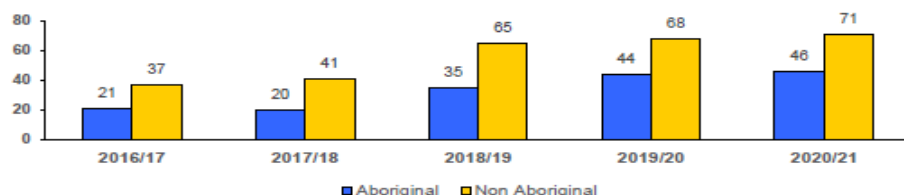
BC Residents

The British Columbia Adult Graduation Diploma (BCAGD), also known as the "Adult Dogwood" is one of two graduation diplomas offered in B.C. schools. The Adult Dogwood is for students 18 years of age and older and requires 20 credits of study. This credential differs from the Dogwood Diploma, which requires at least 80 credits. Students in the Adult Graduation Program are not required to complete the Graduation Numeracy or Literacy Assessments. For more information, please visit the Graduation website: <https://www2.gov.bc.ca/gov/content/education-training/adult-education/graduate-high-school/bc-adult-graduation-diploma-program>

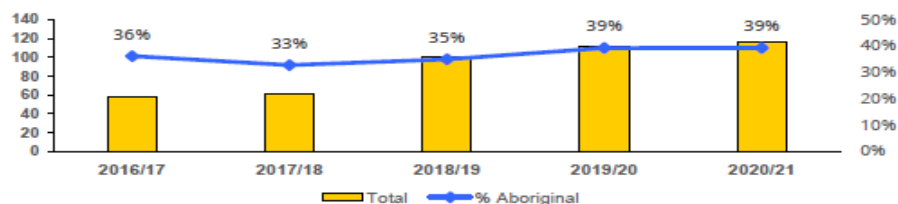
NUMBER OF ADULT DOGWOOD

School Year	Total	Aboriginal		Non-Aboriginal	
	#	#	%	#	%
2016/17	58	21	36	37	64
2017/18	61	20	33	41	67
2018/19	100	35	35	65	65
2019/20	112	44	39	68	61
2020/21	117	46	39	71	61

Number of Students with Adult Dogwood



Aboriginal Students as % of Adult Dogwood



PERCENT OF ADULT DOGWOOD BY FACILITY TYPE

(Students from Long Term PRP and Youth Custody are excluded.)

School Year	Standard		Alternate		Continuing Ed		Online Learning	
	Aboriginal %	Non-Aboriginal %	Aboriginal %	Non-Aboriginal %	Aboriginal %	Non-Aboriginal %	Aboriginal %	Non-Aboriginal %
2016/17	57	43	10	14	29	19	5	24
2017/18	30	51	20	12	45	10	5	27
2018/19	43	37	40	25	6	11	11	28
2019/20	41	48	45	29	5	3	9	22
2020/21	46	34	50	35	2	1	2	30

School Completion Certificate, Dogwood, and Adult Dogwood

This chart shows the number of School Completion certificates and diplomas issues, broken down into the Evergreen Certificate, The Certificate of Graduation (Dogwood), and the Adult Dogwood Diploma. Data is shown for Indigenous, and non-Indigenous learners for years 2017 through 2021.

BC SCHOOL COMPLETION CERTIFICATE AND BC CERTIFICATE OF GRADUATION

BC Residents

The School Completion Certificate ("Evergreen" Certificate) was developed in the 2006/07 school year. It was a Ministry response to parents and educators who wanted to better celebrate students, primarily those with special learning needs and individual education plans, who had succeeded in meeting the goals of their educational program other than graduation.

BC SCHOOL COMPLETION CERTIFICATE ("Evergreen")

School Year	Aboriginal			Non-Aboriginal		
	September Gr 12 Students	BC School Completion Certificate		September Gr 12 Students	BC School Completion Certificate	
	#	#	%	#	#	%
2016/17	208	5	2	996	10	1
2017/18	232	11	5	1,060	20	2
2018/19	230	6	3	1,111	16	1
2019/20	261	5	2	988	14	1
2020/21	248	7	3	1,006	14	1

BC CERTIFICATE OF GRADUATION ("Dogwood")

School Year	Aboriginal			Non-Aboriginal		
	September Gr 12 Students	BC Certificate of Graduation		September Gr 12 Students	BC Certificate of Graduation	
	#	#	%	#	#	%
2016/17	208	92	44	996	697	70
2017/18	232	105	45	1,060	696	66
2018/19	230	101	44	1,111	729	66
2019/20	261	128	49	988	671	68
2020/21	248	126	51	1,006	733	73

BC ADULT GRADUATION DIPLOMA ("Adult Dogwood")*

School Year	Aboriginal		Non-Aboriginal	
	September Gr 12 Students	BC Adult Graduation Diploma	September Gr 12 Students	BC Adult Graduation Diploma
	#	#	#	#
2016/17	208	21	996	37
2017/18	232	20	1,060	41
2018/19	230	35	1,111	65
2019/20	261	44	988	68
2020/21	248	46	1,006	71

Note:

* A proportion of Adult Dogwood recipients do not come from the Grade 12 cohort. Therefore, the percent column has been removed for this year's report. However, the Grade 12 cohort count has been retained to show relative scale of the populations.