

NANAIMO LADYSMITH PUBLIC SCHOOLS

EDUCATION COMMITTEE  
PUBLIC MEETING

INFORMATION SHEET

DATE: March 1, 2023  
TO: Education Committee  
FROM: Laura Tait, Deputy Superintendent  
SUBJECT: Student Learning Survey 2021/22

---

**Background**

The Student Learning Survey (SLS), formerly known as the Student Satisfaction Survey is a Ministry data tool that is administered across the province. It has been administered every year since 2001. It surveys students in grades 4, 7, 10 and 12 about their school experience. It is also open to their parents and to all staff in BC public schools. The survey covers a range of topics, providing a comprehensive picture of the educational experience. Questions were developed with input from partner groups, teachers and experts in educational measurement and special education. The survey is now open each year from January to April.

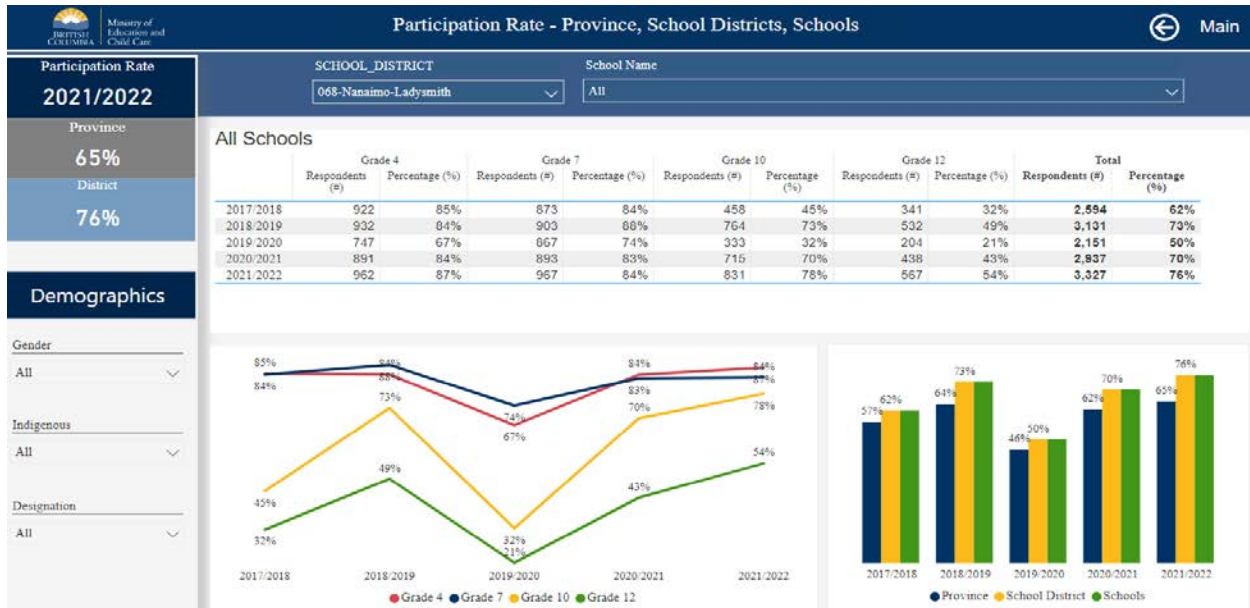
To help address local issues, schools and districts can add custom questions. NLPS does not have custom questions at this time.

# of Questions:  
Grade 4 – 57  
Grade 7 – 72  
Grade 10 and 12 – 81  
Staff – 14  
Parent - 47

Questions cover a range of topics such as: assessment, belonging, choice, communication, curriculum, demographics (grade, gender, Indigenous, designation), drugs, engagement in learning, feedback, food security, future goals, human development, mental, mental health, nutrition, participation, physical, safety, satisfaction, self-efficacy, social development, support.

## Overview

The participation rates for the 2021/22 school year were:

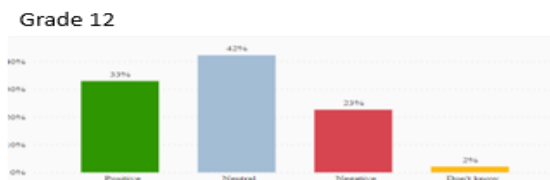
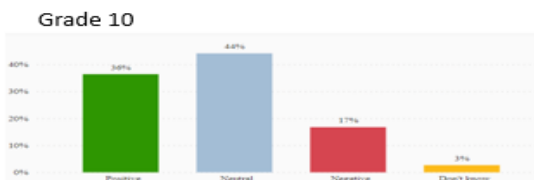
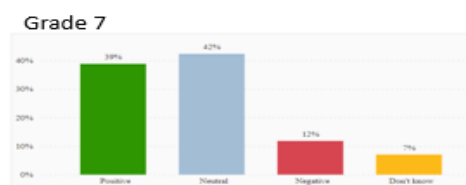
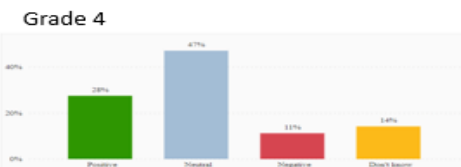


As the Board is aware, we are currently in the process of building our own Data Dashboard that will allow us to aggregate data from different data sources. One of those sources will be the Student Learning Survey. We have chosen five questions that are asked at all four grade levels and span a variety of topics. We will be able to access this data for these five questions and cross reference them with other NLPS data.

As a sample of the SLS data, below are five questions/responses by grade level. These five questions are also the questions we have chosen to include in our Data Dashboard for future use.

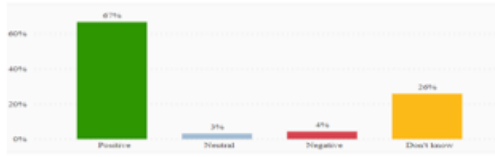
Green: Positive / Blue: Neutral / Red: Negative / Yellow: Don't Know

At school, are you being taught about local First Nations?

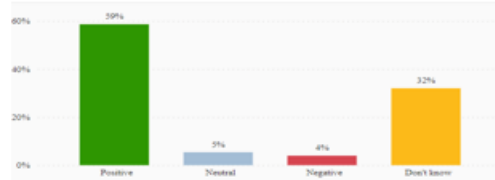


How many adults do you think care about you at your school?

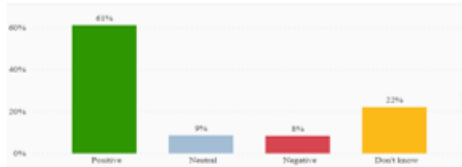
Grade 4



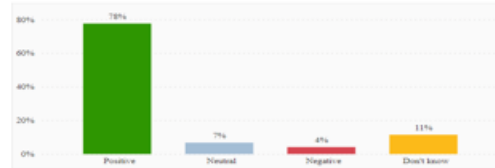
Grade 7



Grade 10



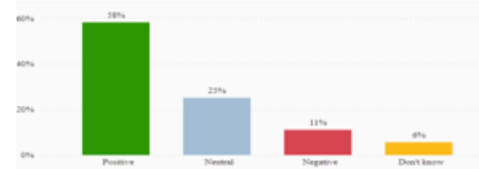
Grade 12



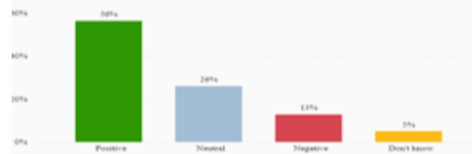
of the diversity of our

Is school a place where you feel like you belong?

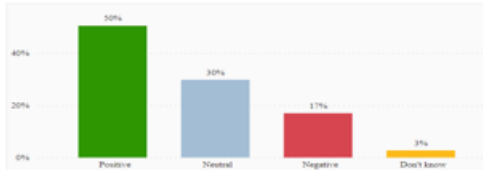
Grade 4



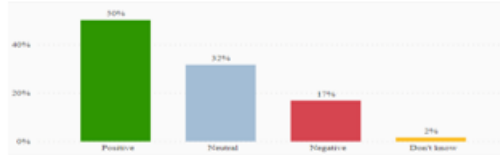
Grade 7



Grade 10

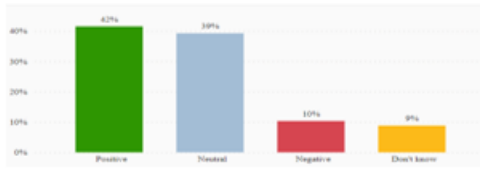


Grade 12

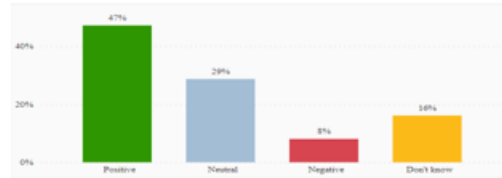


At school, are you learning to be a critical thinker? (for example, analyzing, making connections, asking questions, challenging assumptions)

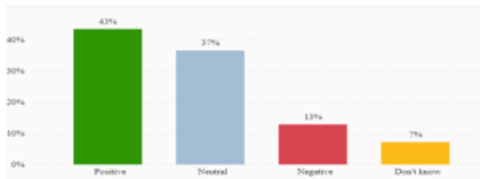
Grade 4



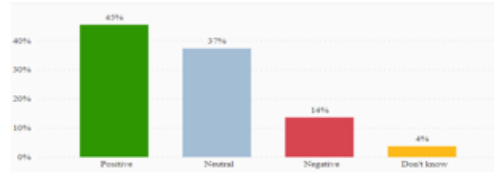
Grade 7



Grade 10

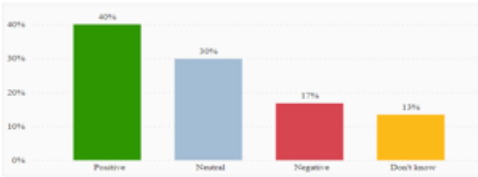


Grade 12

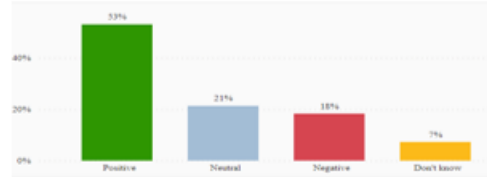


At school, I am learning how to care for my mental health.

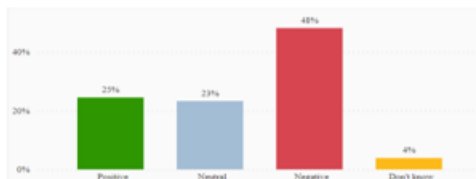
Grade 4



Grade 7



Grade 10



Grade 12

