

**From:** [Karen Matthews](#)  
**To:** [Karen Matthews](#)  
**Subject:** D&A Mahony Re: Rutherford and "data analyst" feedback  
**Date:** October 2, 2024 8:44:06 AM

---

**From:** Daniel & Amelia Mahony <>  
**Sent:** Wednesday, September 25, 2024 6:09 PM  
**To:** Greg Keller <[Greg.Keller@sd68.bc.ca](mailto:Greg.Keller@sd68.bc.ca)>; Naomi Bailey <[Naomi.Bailey@sd68.bc.ca](mailto:Naomi.Bailey@sd68.bc.ca)>; Tania Brzovic <[Tania.Brzovic@sd68.bc.ca](mailto:Tania.Brzovic@sd68.bc.ca)>; Leanne Lee <[leanne.lee@sd68.bc.ca](mailto:leanne.lee@sd68.bc.ca)>; Chantelle Morvay <[Chantelle.Morvay@sd68.bc.ca](mailto:Chantelle.Morvay@sd68.bc.ca)>; Leana Pellegrin <[Leana.Pellegrin@sd68.bc.ca](mailto:Leana.Pellegrin@sd68.bc.ca)>; Mark Robinson <[Mark.Robinson@sd68.bc.ca](mailto:Mark.Robinson@sd68.bc.ca)>; Tom Rokeby <[Tom.Rokeby@sd68.bc.ca](mailto:Tom.Rokeby@sd68.bc.ca)>  
**Cc:** Deputy Superintendent <[DeputySuperintendent@sd68.bc.ca](mailto:DeputySuperintendent@sd68.bc.ca)>; Secretary-Treasurer <[SecretaryTreasurer@sd68.bc.ca](mailto:SecretaryTreasurer@sd68.bc.ca)>; Superintendent <[Superintendent@sd68.bc.ca](mailto:Superintendent@sd68.bc.ca)>  
**Subject:** Rutherford and 'data analyst' feedback

**CAUTION:** External Message

Hello board and district team members,

As the new year begins, I wanted to reach out and try to provide feedback on the operational plans shared last year, but found it very difficult to use the information provided, as it doesn't contain a lot of detail or context. Overall, the goals seem unattainable and metrics used to measure any of these 'successes' appears to be insufficient.

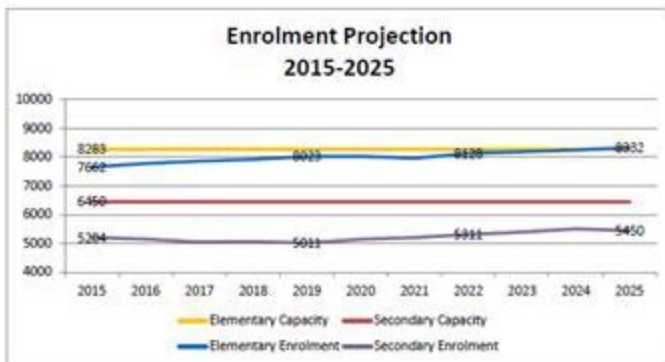
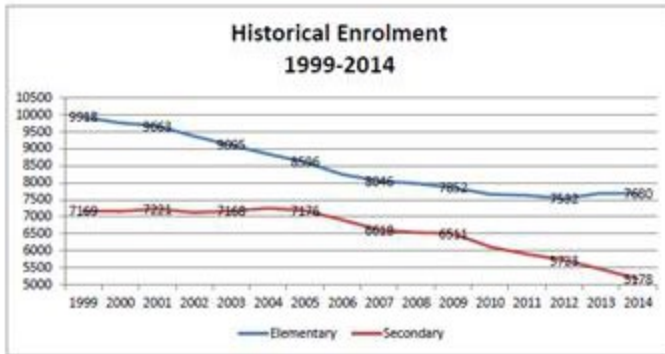
But, what did catch my eye was a point to hire a 'data analyst'. I really hope this happens, as I am still reeling as to the quality of 'data' that somehow made it past quality control checks (were there any?) and into the 2015 facilities plan which ultimately lead to the original closing of Rutherford.

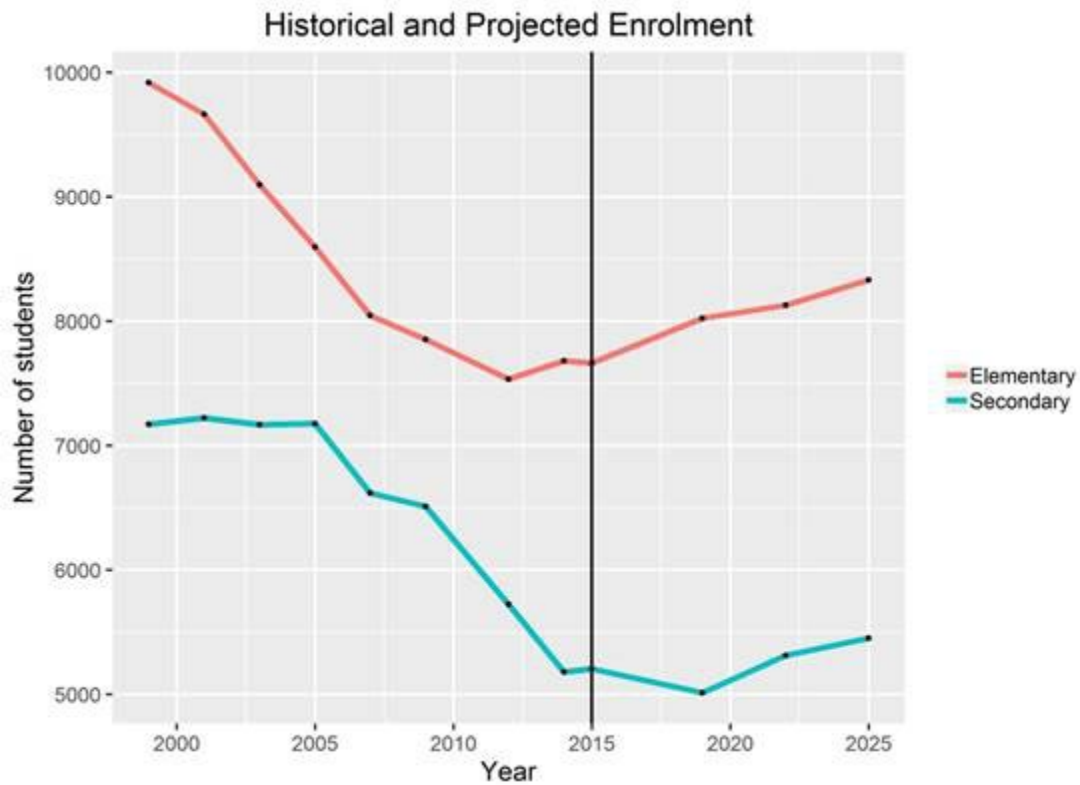
I just wanted to remind you of data's past. I know some of you weren't there but I assume the same incorrect data-gathering and report-generating processes are still in place. I hope the new 'data analyst' knows not to put linked data on two different graphs with two different scales (refer to the grade 8 curriculum for 'how to graph').

The two reported graphs on the left skew the data into making it look like the school population is predicted to remain stable or decline. But, in fact, when plotted properly, as in the graph on the right, it wasn't; especially for elementary schools.

I hope you are using more reliable data these years to determine what your school population and future planning might look like. I would encourage you to share real and comprehensive data with the public in the development of new operational plans, especially to explain why Woodlands remains closed.

Amelia





*This e-mail is privileged, confidential, subject to copyright, not intended for distribution, and may not be reproduced without the authority of the sender. Along with privileged information of the organization, this email may contain confidential personal information about students, their families or employees of NLPS. Receivers of this email are reminded that they must not forward confidential personal information to anyone who is not authorized to receive it. If you are not the intended message recipient, please contact the sender as soon as possible and do not disseminate, distribute or copy this email. Any unauthorized use or disclosure is prohibited.*